




Harbour Landing Commercial Campus

Overview ▾

-  AVERAGE HOUSEHOLD INCOME
\$96,486
-  GLA
81,155 SF
-  SITE SIZE
6.5 Acres

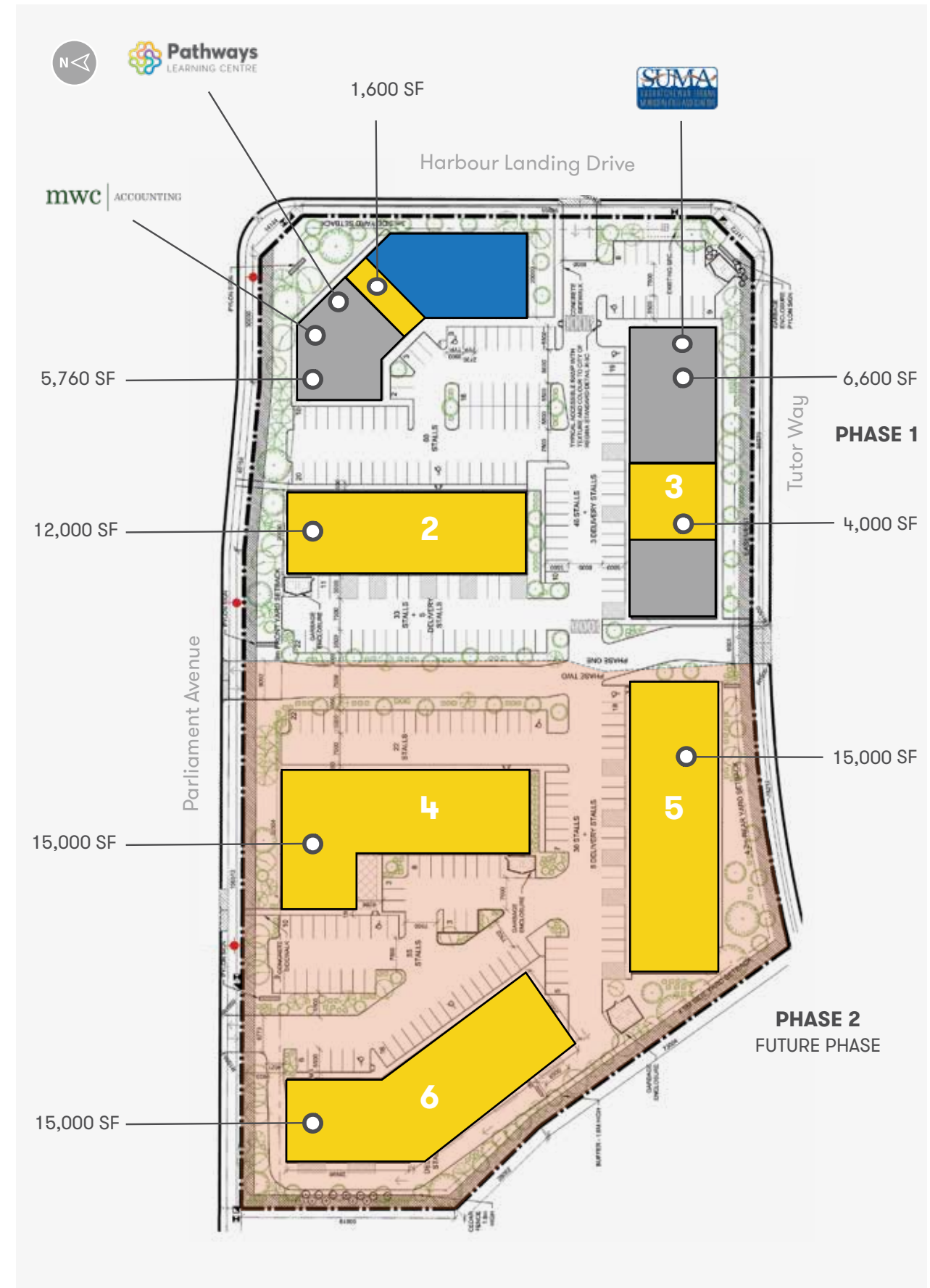
Population ▾

YEAR	RADIUS		
	3 kms	5 kms	10 kms
2017	35,585	77,879	224,749
2022	38,588	83,885	242,199
2027	43,955	92,347	261,291

Details ▾

COMMERCIAL OPPORTUNITIES
1,500-15,000 SF

Aerial ▾



 Leased  Available